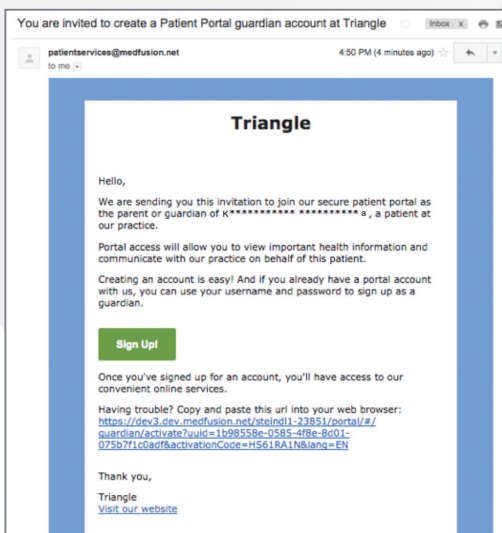


Now you can view your children's portal accounts, and work with our office on their behalf, from one place.

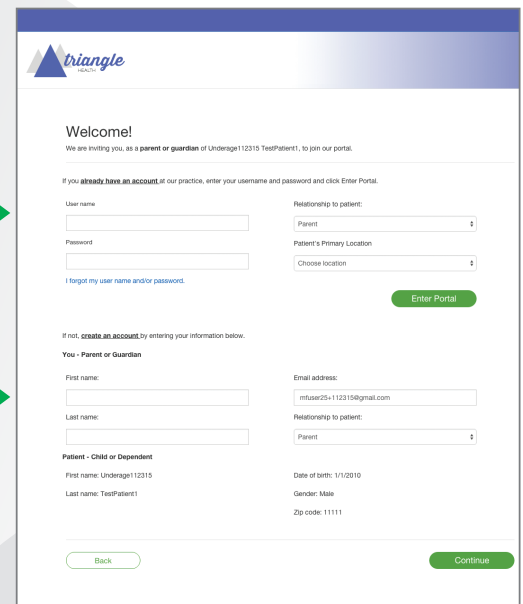
Just follow these 3 simple steps:

1. Look for an invitation from us to create a parent/guardian account.




2. If you already have a portal account with our office, just sign in! Your child will automatically be linked.

Click on the link in the email and create a parent/guardian portal account for you. The system will automatically link that account to your first child.



3. To link additional children to your account, open the email invitation for the next child, click on the Sign Up button, and then sign in to your account. All your children will now be linked automatically.



You can access each of your children's account from a dropdown list on the portal home screen.

A "!" icon indicates that there are unread messages, health forms to be completed or other tasks to be done.

Our portal offers you anytime, anywhere access to our office from your phone, tablet or PC, so link your accounts today!